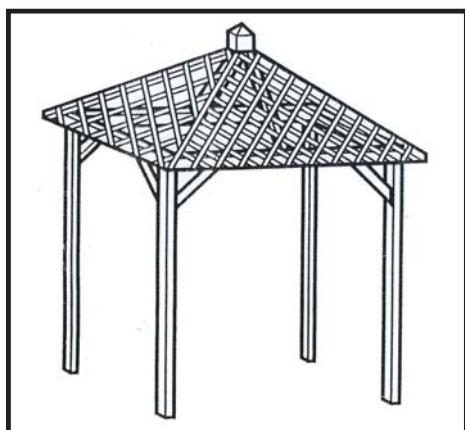
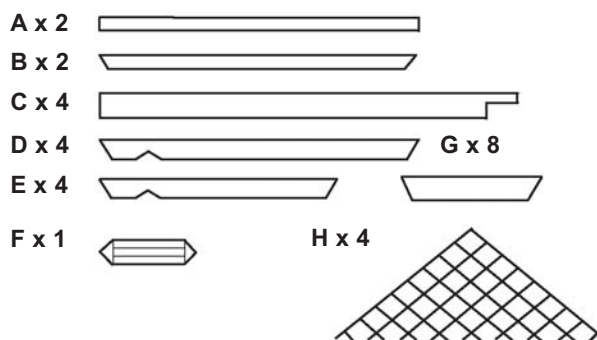


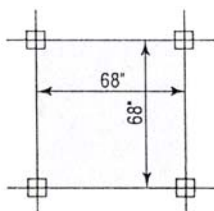
Gothic Arch



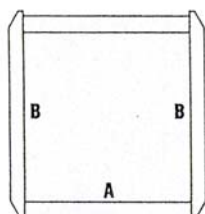
Components :



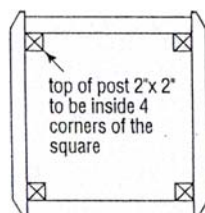
1. Dig 4 holes in the ground for posts. They should be approx 12" square.



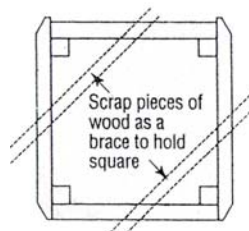
2. Nail **A** and **B** together as shown.



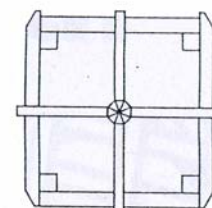
3. Put posts **C** in holes and put 4" x 2" frame on top of posts as shown.



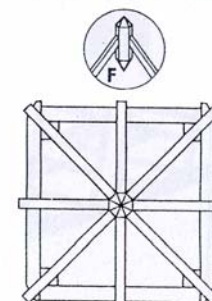
4. Level all posts upright, make frame square and level top of posts.



5. fix four of **E** to centre of 4" x 2" frame and centre **F** as shown.



6. Fix 4 of **D** to the 4" x 2" of frame and fix to **F**



7. **H** to be fixed to roof.

